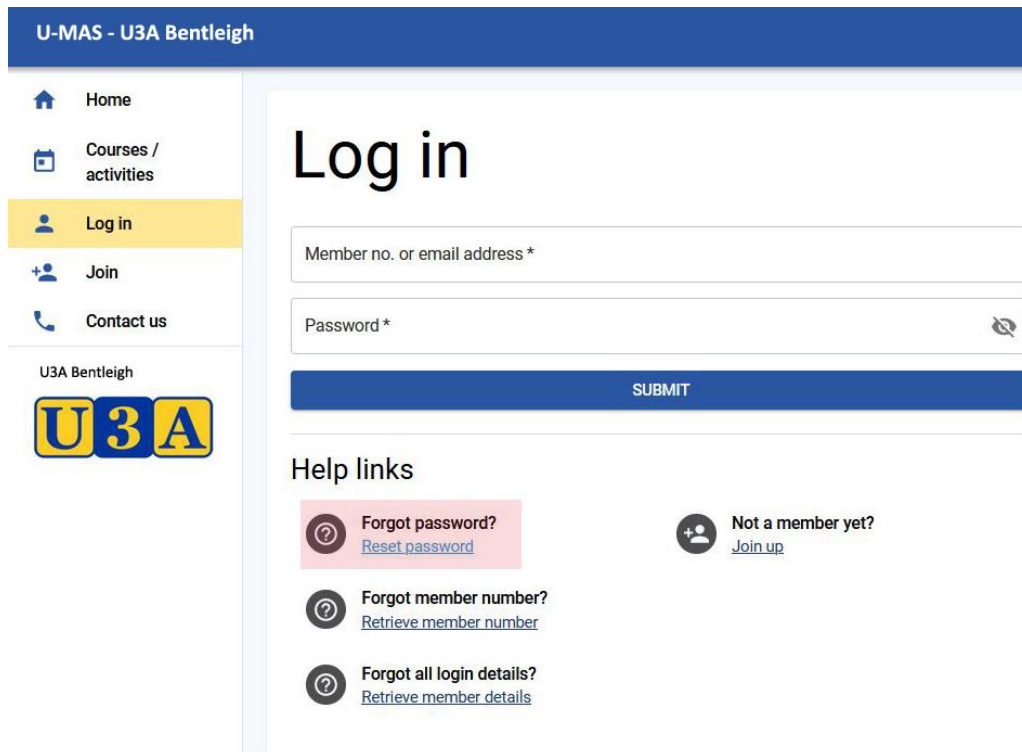


Membership System (U-MAS for Members) - How to Reset your Password

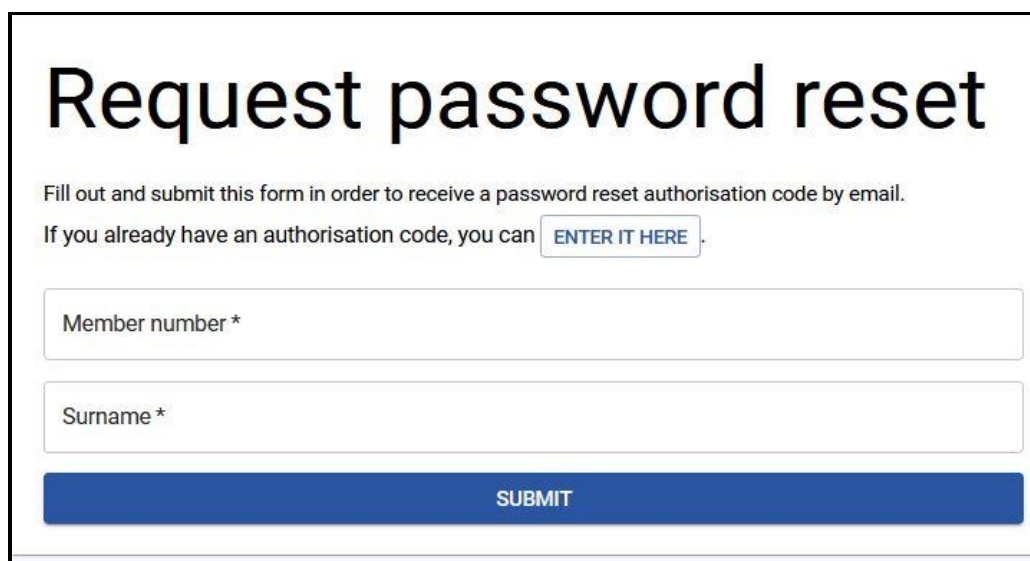
1. Go to <https://u3abentleigh.org.au/> website
2. Click on **LOGIN** -> **Existing Member Login** menu item (top right of the page)

The **Login** form will be displayed:



1. Click on “Reset password” under Help links -> **Forgot password ?**

A **Request** form will be displayed:



2. Enter your Member number (4 digits)
3. Enter your Surname
4. Click **SUBMIT**

An email will be sent to the email-address which is stored in your member record. Please also check your Junk mail.

Dear Member (member no. 5410),

Someone (presumably you) requested a password reset in U-MAS for Members. Below is your temporary authorisation code, which can be used in U-MAS for Members to authorise your password change.

0a8c1f5d (example)

This code will expire in **one hour**, at 06:47:54 PM on 21 Aug 2021.


A **Reset password** form will be displayed, including your member number:


Reset password

Please enter the authorisation code that was sent to your email address, along with a new password, below. The authorisation code is valid for one hour from the time it was sent: If your code has expired, you can [REQUEST A NEW CODE](#).

Member number *
5410

Authorisation code *

New password * 

Confirm new password * 

SUBMIT

5. Enter the Authorisation code which has been sent to your email
6. Enter your new password
7. Confirm your new password
8. Click **SUBMIT**

A Success Message will be displayed;

Reset password

Password updated.

Success: Your password has been updated. Would you like to [login?](#)

9. Click on "**login**" to go back to the U-MAS Login form and use your member number and new password